



This manual is for reference and historical purposes, all rights reserved.

This creation is copyright© by M. Butkus, NJ, U.S.A.

These creations may not be sold or distributed without the expressed permission of the producer

I have no connection with any camera company

On-line camera manual library

If you find this manual useful, how about a donation of \$2 to:

M. Butkus, 29 Lake Ave., High Bridge, NJ 08829-1701

and send your e-mail address so I can thank you.

Most other places would charge you \$7.50 for a electronic copy or

\$18.00 for a hard to read Xerox copy.

This will allow me to continue this site, buy new manuals and pay their shipping costs.

It'll make you feel better, won't it?

If you use Pay Pal, go to my web site

www.orphancameras.com and choose the secure PayPal donation icon.

Fixed Focus Mode

■ Focus Hold



■ One Touch Infinity



■ Manual Focus




■ In order to cancel, either press the MF button it displays AF or turn off the Main Switch.

Konica HEXAR

QUICK-REFERENCE

Exposure Compensation



■ Main Switch OFF to cancel.

Set to Camera-shake Critical Speed



Press more than a second.

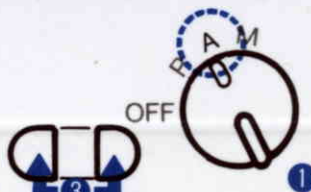


■ Initially set the shutter speed to 1/30 sec. Resetting cancels any previous settg mode.

Film Speed Manual Setting



Press more than a second.

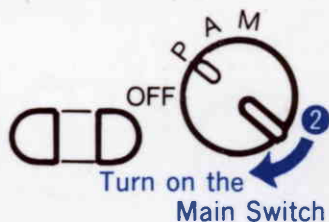


■ In order to cancel, either reset or use DX film.

Silent Mode




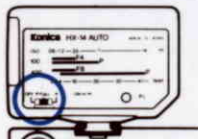

While pressing



Turn on the Main Switch

■ Main Switch OFF to cancel.

Full-Auto Flash Photography



■ By changing the flash switch to A while in A·M Mode, the resulting flash intensity will be the same as GN 14(ISO 100).